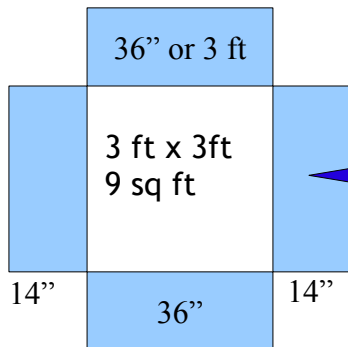



STRAW BALE GARDEN DESIGN

Straw bale: 14" x 18" x 36"

designs assume placement of bale on its side: 18" tall x 14" wide x 36" long




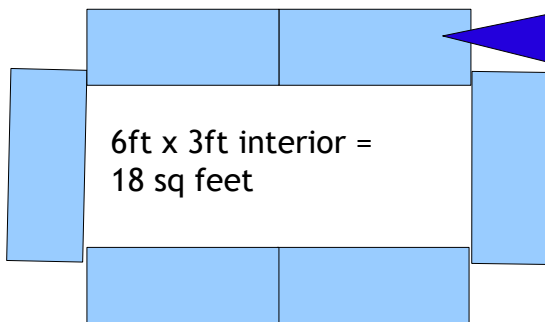
4 Bales



3 sq ft extra planting
Space in bale
Bale 1 x 3 ft.

18 sq ft total
-9 sq ft interior
-9 sq ft bales

6 Bales

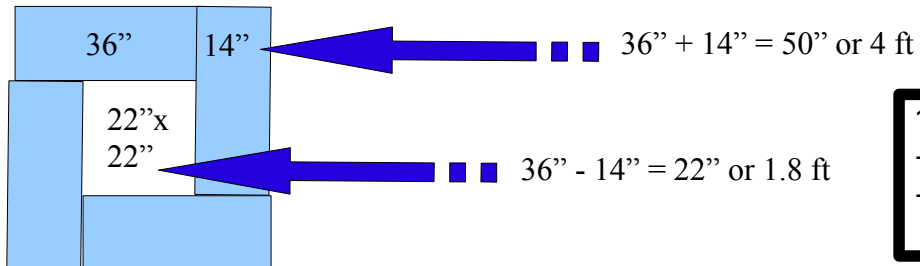


2 bales together = 6
square feet planting
space

36 sq ft total
-18 sq ft interior
-18 sq ft bales

TIGHT BALE DESIGN

Bales can be fitted together with overlap creating a tight fit. This causes a loss of interior planting space:



15.25 sq ft total
- 3.25 sq ft interior
- 12 sq ft bales

Fill interior space with a wonderful [soil mix](#).

Bales need to be [processed](#) before planting.

Follow the links or visit <http://organic-raised-bed-gardening.com> for more information.

Green Leopard
P.O. Box 372
McNary, AZ 85930
gardencoach@organic-raised-bed-gardening.com

I welcome you comments and suggestions.